

GLASS CHIMNEY COLLECTION

SPECIFICATIONS

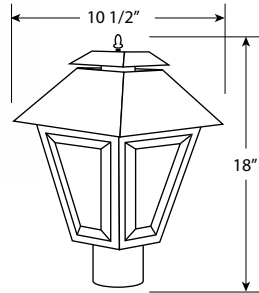
- 120V INPUT VOLTAGE, 50/60Hz
- HIGH POWER FACTOR
- AMBIENT OPERATING TEMPERATURE -40°C (-40°F) TO +50°C (122°F)
- ESTIMATED 50,000 HRS L₇₀*
- 5 YEAR WARRANTY
- DIMMABLE
- MOLDED OF DURABLE NON-CORROSIVE UV RESISTANT RESINS
- ACRYLIC DIFFUSER
- FITS MOST 3 INCH DIAMETER POSTS (NOT INCLUDED)
- UL LISTED FOR WET LOCATIONS
- STANDARD PACK QTY: 1



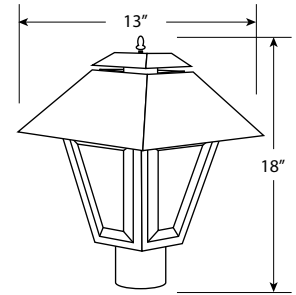
RoHS compliant



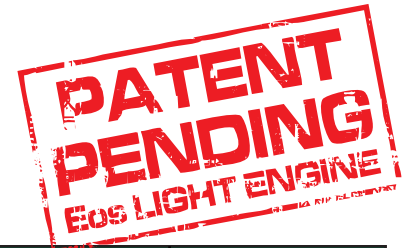
FI209



FI210



SHOWN WITH
OPTIONAL
BRASS TRIM



EXAMPLE # FI210-LE1200C-BF

STYLE #	SOURCE/WATTAGE	LUMENS/CCT	BODY	LENS	OPTIONS
FI209 = 10.5" FI210 = 13"	LE800 = 13W POWER INPUT CRI = 80 (TYP) >65 LUMENS PER WATT **	W = 900lm 3000K C = 1000lm 4000K	B = BLACK W = WHITE	C = CLEAR F = FROSTED	G = GLASS CHIMNEY FROSTED T = BRASS TRIM
	LE1200 = 14W POWER INPUT CRI = 80 (TYP) >80 LUMENS PER WATT **	W = 1350lm 3000K C = 1400lm 4000K			
	LE1800 = 23W POWER INPUT CRI = 80 (TYP) >80 LUMENS PER WATT **	W = 1850lm 3000K C = 1900lm 4000K			

LE800 LED REPLACEMENT PARTS	
L08-AC120R-W	= 900 LUMEN 3000K ARRAY
L08-AC120R-C	= 1000 LUMEN 4000K ARRAY

LE1200 LED REPLACEMENT PARTS	
L12-AC120R-W	= 1350 LUMEN 3000K ARRAY
L12-AC120R-C	= 1400 LUMEN 4000K ARRAY

LE1800 LED REPLACEMENT PARTS	
L18-AC120R-W	= 1850 LUMEN 3000K ARRAY
L18-AC120R-C	= 1900 LUMEN 4000K ARRAY

* DATA PER LM79/LM80/TM21 AVAILABLE UPON REQUEST
** ESTIMATED FROM LED SOURCE

