

**PROlite** LED Lighting™

A Division of Emergensee® Lighting, Inc.

TYPE: \_\_\_\_\_ DATE: \_\_\_\_\_

JOB NAME: \_\_\_\_\_

CONTRACTOR: \_\_\_\_\_

CATALOG NO: \_\_\_\_\_

NOTES: \_\_\_\_\_

# PLV2AQ

24" Linear LED Die Cast

## HOUSING

- Heavy-Duty Die Cast Aluminum Housing and Top Frame. Can Be Tapped for Side Conduit Entry

## FINISH

- Gray Powdercoat Finish Over a Chromate Conversion Coating. Custom Colors Available Upon Request

## LENS

- Clear Polycarbonate Vandal-Resistant Lens or LumaLens Opal Polycarbonate Vandal-Resistant Lens

## MOUNTING OPTIONS

- Surface Mount or Use Optional Quick-Mount Bracket

## LED

- Aluminum Boards
- L<sub>70</sub> @ 25°C: 138,000 HOURS

## WATTAGE

- 47 Watt: Array: 47w, System: 57.8w
- (175w HID Equivalent)
- 66 Watt: Array: 66w, System: 77.3w
- (250w HID Equivalent)

## DRIVER

- Electronic Driver, 120-277V, 50/60Hz or 347/480V, 50/60Hz
- Dimmable Driver

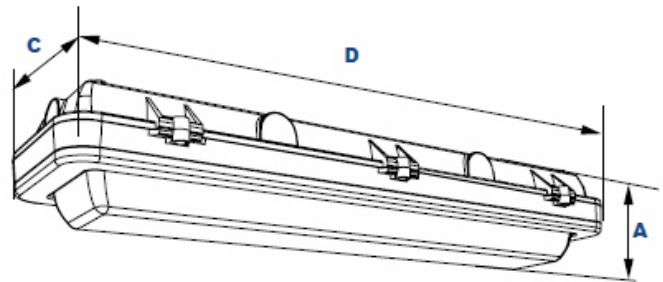
## OPTIONS

- BU = Battery Backup
- Custom Colors Available Upon Request



The PLEPG ELV2A series wall, pendant and ceiling mount luminaire is available with clear or LumaLens lenses and open door frame designed to replace HID lighting systems from 175w to 250w MH or HPS. Typical lighting applications include retail centers, industrial parks, schools and universities, public transit and airports, office buildings and medical facilities. NSF certification meets the requirements for Food Processing Facilities. Mounting heights of 12 to 25 feet can be used based on light level and uniformity requirements.

## DIMENSIONS



### Dimensions

Width (D)	24 1/8" (614mm)
Length (C)	7" (178mm)
Height (A)	4" (102mm)

## LISTINGS AND RATINGS

- CSA: Listed for Wet Locations
- Operating Temperatures: -40°C to +50°C
- IP66
- ADA Compliant (Without Brackets)
- See Next Page for Projected Lumen Maintenance Table
- 5-Year Warranty




## ORDERING INFORMATION: EXAMPLE= PV2AOQF66U5KCGESP


MODEL	OPTICS	WATTAGE	VOLTAGE	CCT	LENS	COLOR	OPTIONS
PLV2AO2	F=Wide	47=47w 66=66w	U=120-277V H=347/480V	5K = 5000K	C=Clear Polycarbonate Vandal-Resistant Lens L=LumaLens Opal Polycarbonate Vandal-Resistant Lens	G=Gray C=Custom (Consult Factory)	ESF=Single Fuse EDF=Double Fuse ESP=Surge Protection BU = Battery Backup

215-512-8100 • Fax 267-288-5604  
421 Bustleton Pike, Feasterville, PA 19053  
www.proliteled.com

Specifications subject to change without prior notice.  
© 2016, PROlite LED Lighting, Inc. ALL RIGHTS RESERVED



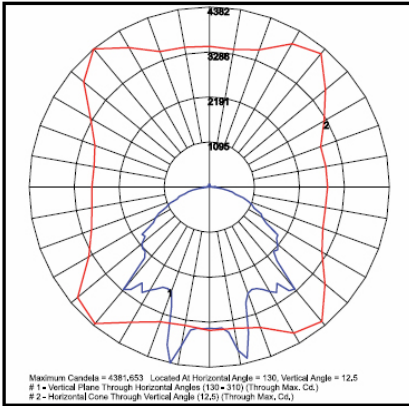
## ACCESSORIES



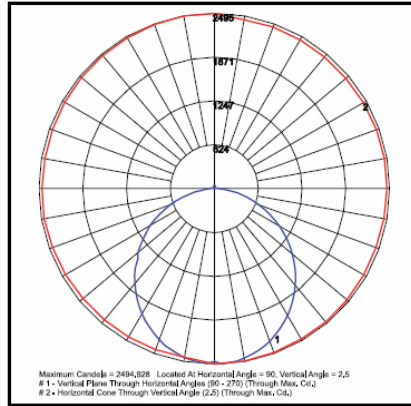
### Mounting Accessories (Order separately, Field installed)

- ELVAQM Stainless Steel Quick Mount Bracket

## PHOTOMETRIC DATA



LV2AQQF66U5KC  
Wide Optic



LV2AQQF66U5KL  
Wide Optic

## PHOTOMETRIC PERFORMANCE

LED Board Watts	Drive Current (mA)	Input Watts	Optics	Spacing Criteria	5000 CCT 80 CRI	
					Lumens	LPW
EasyLED 47w (Clear Lens)	116	58	Open Frame (100° x 100°)	1.22	7,309	126
EasyLED 47w (LumaLens)			Open Frame (110° x 130°)	1.30	5,932	102
EasyLED 66w (Clear Lens)		77	Open Frame (100° x 100°)	1.22	10,294	134
EasyLED 66w (LumaLens)			Open Frame (110° x 130°)	1.30	8,356	109

## PROJECTED LUMEN MAINTENANCE

Data shown for 5000 CCT			Compare to MH				Calculated L70@ 25°C
TM-21-11	Input Watts	Initial	25,000 Hrs	50,000 Hrs	100,000 Hrs		
L70 Lumen Maintenance @ 25°C / 77°F	58	1.00	0.95	0.90	0.81	154,000	
L70 Lumen Maintenance @ 25°C / 77°F	77	1.00	0.95	0.89	0.78	138,000	
TM-21-11	Input Watts	Initial	25,000 Hrs	50,000 Hrs	100,000 Hrs	Calculated L70@ 50°C	
L70 Lumen Maintenance @ 50°C / 122°F	58	1.00	0.85	0.71	0.41	51,000	
L70 Lumen Maintenance @ 50°C / 122°F	77	1.00	0.86	0.72	0.43	53,000	
TM-21-11	Input Watts	Initial	25,000 Hrs	50,000 Hrs	100,000 Hrs	Calculated L80@ 40°C	
L80 Lumen Maintenance @ 40°C / 104°F	58	1.00	0.93	0.86	0.71	69,000	
L80 Lumen Maintenance @ 40°C / 104°F	77	1.00	0.92	0.84	0.68	62,000	

### NOTES:

1. Projected per IESNA TM-21-11. Data references the extrapolated performance projections for the 116mA base model in a 25°C ambient, based on 10,000 hours of LED testing per IESNA LM-80-08.
2. Compare to MH box indicates suggested Light Loss Factor (LLF) to be used when comparing to Metal Halide (MH) systems.